


How to wear a face mask safely


Do's →



Wash your hands before touching the mask



Inspect the mask for tears or holes



Find the top side, where the metal piece or stiff edge is



Ensure the colored-side faces outwards



Place the metal piece or stiff edge over your nose



Cover your mouth, nose, and chin



Adjust the mask to your face without leaving gaps on the sides




Avoid touching the mask




Remove the mask from behind the ears or head



Keep the mask away from you and surfaces while removing it




Discard the mask immediately after use preferably into a closed bin



Wash your hands after discarding the mask

Don'ts →



Do not use a ripped or damp mask



Do not wear the mask only over mouth or nose




Do not wear a loose mask



Do not touch the front of the mask



Do not remove the mask to talk to someone or do other things that would require touching the mask



Do not leave your used mask within the reach of others



Do not re-use the mask

Remember that masks alone cannot protect you from COVID-19. Maintain at least 1.5m distance from others and wash your hands frequently and thoroughly, even while wearing a mask.