



Ballajura Community College

# Annual Report 2020

# Introduction

## Welcome

As the Principal of Ballajura Community College I am proud to present to the Ballajura Board and the community the 2020 Annual Report.



**Leigh Cottrill**  
**Principal**

Ballajura Community College (BCC) is one of the largest providers of the Western Australian Certificate of Education (WACE) courses in the North East Metropolitan Region.

Our College provides a high quality educational experience for all of our students and has remained committed to providing a range of flexible programs that cater for all student interests, needs and abilities.

Our College's flexibility in curriculum provision, our vibrant engaging environment, and our focus on learning and teaching, provide our students with the opportunity to achieve excellent educational outcomes and the skills to move into further education and training or directly into the workforce.

In 2020, the College like all schools, was impacted by the COVID-19 virus and the effects this had upon our wider community, families, individuals and our operations as a College.

It is pleasing to note that our College community responded positively, caringly and constructively when managing the many challenges that we faced. All staff, students and the broader College community are to be commended for your efforts throughout 2020 in light of the COVID impact.

A Department of Education endorsed specialist program for Advanced Curriculum Enrichment (ACE) operates through Years 7 to 10 where students are able to undertake extension programs in Mathematics, English, Science and Humanities and Social Sciences (HASS). This provides a solid foundation for students entering our University pathway.

In 2020 the College successfully undertook re-registration, conducted through the Training Accreditation Council (TAC), to maintain our certification as a Registered Training Organisation (RTO). This re-registration process is conducted every few years to ensure RTO's continue to meet the Standards and Delivery Requirements for vocational education and training certificate qualifications.

As an RTO the College provides certificate courses for students that complement their WACE courses of study. Demand for these courses continues to grow with many students graduating with a Vocational Education and Training (VET) Certificate qualification as part of their WACE completion. We provide an alternative program pathway, ACCESS, which has demonstrated outstanding success in engaging young people in education.

The Education Support program provides opportunities, activities and facilities for students with special needs to master skills that will make them successful members of society. As an Independent Public School (IPS) we recognise that progress towards targets concerning attainment, retention, attendance, WACE achievement and VET outcomes will continually need to be met and, wherever possible, exceeded.

Ballajura Community College is culturally diverse with in excess of fifty nationalities found within the whole learning community. It is an accredited International Fee Paying School. This diversity adds to the richness and the quality of the educational experience for all students. Our College provides an extra-curricular program with strong sporting, cultural, artistic, public speaking and leadership

opportunities that continue to flourish and complement the more formal learning experienced by our students.

In 2020 Ballajura Community College continued to consolidate the many initiatives we had put in place and made significant progress on the targets set out in the business plan. In the following pages you will see the targets that have been achieved, and those that are in progress, along with the many outstanding achievements by our students and staff.

## Our mission

To create a vibrant learning community where high standards of excellence in learning and teaching are expected and celebrated and where all students feel valued and affirmed.

## Our vision

To create the future together

## Our core values

At Ballajura Community College we are committed to our core values and believe they should be consistently applied by the College community in all day to day operations and activities. Our Mission and Vision are underpinned by the values of:

Respect  
Equity  
Achievement  
Care  
Health

## Our priorities

Success for all students  
Effective leadership, teaching and support services  
Strengthening our organisation.



# Key Achievements

Seven students were rewarded for their excellent achievements at the School Curriculum and Standards Authority (SCSA) awards. We had two Certificates of Distinction and five Certificates of Merit. We had two of our students achieve an ATAR above 90.

Jayden Hondris achieved an ATAR score of 95.05 and our ATAR Dux, Connor Brennan achieved an ATAR score of 91.55.

The Honourable Sue Ellery, MLA Minister for Education and Training officially opened the College's new five million dollar Performing Arts Centre on Thursday, February 27.

The College successfully received its reaccreditation as a Registered Training Organisation (RTO Code 51258) for the delivery of Certificate courses. Courses on our scope include SIT 20316 Certificate II Hospitality, CUA 20715 Certificate II Visual Arts and Photography.

The following information highlights the range of activities, achievements and extra-curricular opportunities that students engaged with throughout 2020:




# Enhancing Student Learning

## Academic

- ABCN Future Thinkers program ACE Year 10 STEM Program
- ABCN GOALS program
- ABCN Focus Incursion
- ACE Year 10 Labrats
- ASDAN Preparatory Award Programs
- ASPIRE UWA Programs
- Australian Geography Competition Year 10-11
- Australian History Competition Year 10
- Australian Mathematics Competition
- Australian Stock Exchange National Competition
- Bstreetsmart Road Safety Excursion Year 12 ACCESS
- Careers Week events including Expo and Parent Information Evening
- Charlie Watson Casio Classpad incursion for ATAR students
- Community Services excursions to Kidsafe at PMH, Kings Park and Australian Institute of Workplace Training
- Curtin University AHEAD school programs
- SPP Cyber Security Camp ECU
- Defence Pathways Program - Science, Technology, Engineering & Mathematics
- ECU Chemistry Show Excursion
- Education Perfect EP Science Awards
- Elevate Study Skills program Years 7-12 and Parent Information Evenings
- Extended Reading Program
- Extra-Curricular Subject Tutoring
- Follow the Dream ECU
- Geography Excursions – Perth City, Murdoch University, Kings Park, Alcoa and Museum exhibitions.
- Girls in Engineering programme with Rio Tinto and UWA, Years 7-10
- Grok Python Challenge (Year 10-12)
- Have Sum Fun Online Mathematics competition Year 10 ACE

- HASS Parliament House & Constitution Centre ACE Year 8
- HASS Water Replenishment Plant Fieldwork ACE Year 7
- HASS Francis Burt Law Centre ACE Year 9
- HASS ANZAC G'Day ACE Year 9
- HASS Week Activities "HASS Tag your future"
- HASS Australian Electoral System Incursion Year 9
- Holocaust survivor incursion Year 11 Modern History
- Holocaust Institute excursion Year 11 Modern History
- Holocaust Poster Competition
- Homework Club
- Hospitality Dinner (year 12)
- Interview 2 Impress excursion
- Interview 2 Impress Optus Career Education Year 10 ACCESS, Year 10 Mainstream
- Masterclass Program
- Mathematics Megalodon Incursion (Yr 8)
- Mathematics Angry Parabolas Incursion (Yr 9)
- Mentoring program for 'students at risk'
- National Constitutional Conventions, Canberra (Year 12 Politics)
- OLNWA Online learning for Mathematics Year 10-12
- OLNA Year 9
- Parliament House, Francis Burt Law Centre Excursions
- Physics and Maths Specialist (Gingin Observatory and Gravity Discovery Centre) Camp
- Poetry in Action performance
- Race Around Campus UWA (Year 9)
- Science Week Activities
- Shakespeare festival
- Summer engineering school
- National Youth Science Forum

- STAWA Year 11 Physics Fun day
- STEM Challenge Year 10 ACE
- STEM Club – Year 5 & 6 (local intake primary schools)
- STEM Subs in Schools Program – Year 8 ACE Classes
- Tim Winton Young Writers' Competition
- TRY-A-TRADE
- UMAT Preparation and Mentoring
- University of Sydney Web Page 5 week challenge
- University of Sydney Computer Science Summer Camp
- UWA Metro Camp – Year 11
- Vet Delivered to Secondary School (VETDSS) &
- School Based Traineeships (SBTs)
- WA Schools Constitutional Convention
- Write4fun short story and poetry competition
- Year 7 ACE Parent Night
- Year 9 ACE Science students in local intake primary schools





# Enhancing Student Learning

## Cultural

- #no2drugs
- Art Gallery of Western Australia Excursion
- Award Ceremony
- Ballandjarra Choirfest
- College hosts US Consulate visit
- Community Links with Midland Joblink, TAFE, Energy O2
- Community Links with Whiteman Park
- Contemporary Music Festival
- Creating the Dream Program
- Dance Troupes
- Drama Showcase
- Follow the Dream Program
- Harmony Week Activities
- Glee Club
- Media Awards Night
- Mental Health Day
- Music – Battle of the Bands
- Music Concerts – Mid Year
- Music links with RSL/Rotary
- Music – Primary Schools Tour
- Music in the Park
- NAIDOC Week
- River Cruises, Year 12 Ball, Award Ceremony, Year 11 Semi Formal
- RUOK Day
- SPECTRUM Visual Arts Exhibition
- United Nations Youth Forum
- Visual and Performing Arts Exhibition
- Year 7,8 & 9 Rewards days
- Year 10 Francis Burt Leadership Day
- YMCA Parliament & WA Youth Parliament
- YOHfest performance
- Young Originals Art Exhibition

## Service

- ANZAC Service
- Breakfast Club
- Police Rangers links with RSL and Rotary
- Police Rangers – Fostering Hope Initiative
- Police Rangers – Virtual Global Torch Run supporting the Special Olympics
- Police Rangers Graduation
- Student Council Year 10, 11 & 12
- Year 9 Custodians of the Peace Park
- Year 9 Peer Mentors
- Year 7-12 Amnesty Club



## Sporting

- 2 x Outdoor Education Camps
- Carnivals – Lightning, swimming, athletics
- Champions' Luncheon / guest speakers
- Certificate Courses, including coaching of primary school students Ballajura Primary School.
- Futsal Feva Cup
- Keys for Life
- Lunch/recess activities
- Fremantle Dockers visit
- RugbyWorks
- School Sport WA Competitions
- Work Experience



# Priority 1 - Success for all students

## High Performance: Opportunities to achieve success High Care: A safe, supportive and inclusive College

### Maximising student achievement

Target	Current data	Progress	Recommendations 2021
WACE and attainment results at or above public school average.	<ul style="list-style-type: none"> <li>89% of students achieve WACE</li> <li>Like schools: 84%</li> <li>Public schools: 89%</li> </ul>	<ul style="list-style-type: none"> <li>Target met</li> </ul>	<ul style="list-style-type: none"> <li>Investigate opportunities to offer additional qualifications under the BCC RTO scope of delivery.</li> <li>Continue to support staff to review and modify teaching and learning programs to maximise outcomes.</li> <li>Implement whole school Teaching and Learning committee.</li> </ul>
Proportion of Year 12 students meeting OLNA at or above public school average	<ul style="list-style-type: none"> <li>94% of students met the OLNA standard for numeracy. Above public school average.</li> <li>98% of students met the OLNA standard for reading. Above public school average.</li> <li>97% of students met the OLNA standard for writing. Above public school average.</li> </ul>	<ul style="list-style-type: none"> <li>Target met</li> </ul>	
Grades awarded at each level are at or above WA public high school grade distributions.	<ul style="list-style-type: none"> <li>Allocation of A &amp; B grades for English, Maths, Science and HASS is comparable to WA public schools.</li> </ul>	<ul style="list-style-type: none"> <li>Working towards</li> <li>Allocation is comparable for most learning areas</li> </ul>	
All students complete Year 12 with a viable pathway to employment, training or further education.	<ul style="list-style-type: none"> <li>85% of students retained from Year 10 eligible for WACE</li> <li>Like schools 67%</li> <li>Public schools 70%</li> <li>ATAR participation 7% above expected</li> </ul>	<ul style="list-style-type: none"> <li>Working towards</li> <li>All students contacted post 2020 have indicated they are on a viable pathway</li> </ul>	
Maintain the proportion of students meeting Band 8 NAPLAN continuing to an ATAR pathway.	<ul style="list-style-type: none"> <li>33% of WACE eligible students participated in an ATAR pathway</li> <li>84% of Band 8 NAPLAN students participated in an ATAR pathway.</li> </ul>	<ul style="list-style-type: none"> <li>The number of band 8 ATAR students was slightly down on 2020, but comparable with other years.</li> </ul>	

# Priority 1 - Success for all students

## High Performance: Opportunities to achieve success High Care: A safe, supportive and inclusive College

### Improving standards in literacy and numeracy

Target	Current data	Progress	Recommendations 2021
At or above expected performance in Year 7 and 9 NAPLAN for reading and writing compared to WA public schools.	<ul style="list-style-type: none"> <li>NAPLAN tests cancelled in 2020 due to COVID-19</li> </ul>	<ul style="list-style-type: none"> <li>Target met 2019</li> </ul>	<ul style="list-style-type: none"> <li>Continue to embed literacy and numeracy strategies in teaching and learning programs.</li> <li>Annual Progressive Achievement Testing (PAT) in reading, maths and science for Year 7-10 students.</li> </ul>
At or above expected performance in Year 7 and 9 NAPLAN for numeracy compared to WA public schools.	<ul style="list-style-type: none"> <li>NAPLAN tests cancelled in 2020 due to COVID-19</li> </ul>	<ul style="list-style-type: none"> <li>Target met 2019</li> </ul>	

### Student well-being

Target	Current data	Progress	Recommendations 2021
Increase in student interest and participation in student leadership initiatives	<ul style="list-style-type: none"> <li>80% of students are interested in developing leadership skills</li> </ul>	<ul style="list-style-type: none"> <li>Working towards</li> </ul>	<ul style="list-style-type: none"> <li>Continue to refine and promote the Year 7-12 student leadership program.</li> <li>Continue to review and implement Aboriginal Cultural Standards Framework strategies.</li> <li>Maintain REACH and PBS strategy implementation and make explicit links to health and wellbeing</li> <li>Continue to promote regular school attendance and target students with high absentee rates.</li> </ul>
Improve student understanding and awareness of wellbeing and mental health issues	<ul style="list-style-type: none"> <li>79% of students feel they effectively manage well-being.</li> </ul>	<ul style="list-style-type: none"> <li>Working towards</li> <li>Down from 87% in 2018</li> </ul>	
Positive trends seen in student surveys around student wellbeing and culturally inclusive practises	<ul style="list-style-type: none"> <li>84% of students feel that the College is culturally inclusive.</li> </ul>	<ul style="list-style-type: none"> <li>Target met</li> <li>Up from 76% in 2018</li> </ul>	
Students identified as at educational risk to be effectively case managed	<ul style="list-style-type: none"> <li>All students at risk are identified and case managed</li> </ul>	<ul style="list-style-type: none"> <li>Target met</li> </ul>	
Maintain student attendance above 90%	<ul style="list-style-type: none"> <li>Student attendance at 88.4% (Semester 2)</li> </ul>	<ul style="list-style-type: none"> <li>Working towards</li> <li>The 2020 attendance rates are not available for publication as they were adversely affected by the COVID-19 pandemic</li> </ul>	

# Priority 2 - Effective leadership, teaching and support services

## High Performance: Opportunities to achieve success High Care: A safe, supportive and inclusive College

### Curriculum expertise

Target	Current data	Progress	Recommendations 2021
Full implementation of WA curriculum	<ul style="list-style-type: none"> <li>Fully implemented</li> </ul>	<ul style="list-style-type: none"> <li>Target met 2018</li> </ul>	<ul style="list-style-type: none"> <li>Implement plan for the commencement of compulsory Languages curriculum for all year 7 students in 2022 and year 8 students 2023.</li> <li>Continue external moderation for Years 7-10 with West Coast Curriculum Collaborative (WCCC).</li> </ul>
Improve accuracy and validity of teacher judgements	<ul style="list-style-type: none"> <li>Moderation practices embedded in Learning Area operations</li> </ul>	<ul style="list-style-type: none"> <li>Target met</li> </ul>	
Teachers use data management tools to assess student data and information to inform their teaching and learning	<ul style="list-style-type: none"> <li>SEQTA utilised for all assessment and reporting</li> </ul>	<ul style="list-style-type: none"> <li>Target met</li> </ul>	

### Student engagement

Target	Current data	Progress	Recommendations 2021
Provide differentiated programs in all curriculum areas.	<ul style="list-style-type: none"> <li>92% of teachers consider they provide differentiated programs.</li> </ul>	<ul style="list-style-type: none"> <li>Target met</li> <li>97% in 2018</li> </ul>	<ul style="list-style-type: none"> <li>Support staff in using ICT to enhance teaching and learning.</li> <li>Plan to complete Day 3 CMS IS training</li> <li>Further develop skills in advance curriculum management features of SEQTA.</li> <li>Continue to track positive trends in attribute data</li> </ul>
Teachers to be trained in CMS Foundation and Instructional Strategies for Engagement courses	<ul style="list-style-type: none"> <li>Current staff trained in CMS and CMS ISE Day 2</li> </ul>	<ul style="list-style-type: none"> <li>Day 3 to complete</li> </ul>	
Increase use of ICT to enhance student learning	<ul style="list-style-type: none"> <li>96% of teachers use ICT at least weekly for the purpose of improving student engagement.</li> <li>Professional learning provided utilising SEQTA curriculum learning management platform.</li> </ul>	<ul style="list-style-type: none"> <li>Target met</li> </ul>	
Reporting data reflects positive trends in attributes	<ul style="list-style-type: none"> <li>Attributes showing slight negative trend.</li> </ul>	<ul style="list-style-type: none"> <li>Target not met</li> </ul>	



# Priority 2 - Effective leadership, teaching and support services

**High Performance: Opportunities to achieve success**  
**High Care: A safe, supportive and inclusive College**

## Performance Improvement

Target	Current data	Progress	Recommendations 2021
Teachers use AITSL standards in their performance management	<ul style="list-style-type: none"> <li>94% of teachers use AISTL standards</li> </ul>	<ul style="list-style-type: none"> <li>Target met</li> </ul>	<ul style="list-style-type: none"> <li>Investigate processes to maximise the outcomes of staff performance management processes through the introduction of the Teaching and Learning committee</li> </ul>
Teachers use reflective practises to inform their teaching and learning programs.	<ul style="list-style-type: none"> <li>98% of teachers use reflective practices</li> <li>Embedded in performance improvement</li> </ul>	<ul style="list-style-type: none"> <li>Target met</li> </ul>	
Teachers engage in classroom observation	<ul style="list-style-type: none"> <li>90% of teachers participate in classroom observations.</li> <li>Embedded in performance improvement</li> </ul>	<ul style="list-style-type: none"> <li>Target met</li> </ul>	

## Developing Leaders

Target			
Professional learning provided to all current aspirational leaders that meet College and system needs and priorities	<ul style="list-style-type: none"> <li>Strategies in place to ensure explicit connection between performance improvement and leadership development</li> </ul>	<ul style="list-style-type: none"> <li>Target met</li> </ul>	<ul style="list-style-type: none"> <li>Continue focus on leadership development through provision of leadership opportunities at whole College and Department levels as well as professional learning opportunities.</li> </ul>
Middle leaders use the AITSL principal standards as part of their performance management	<ul style="list-style-type: none"> <li>Embedded in performance improvement documents</li> </ul>	<ul style="list-style-type: none"> <li>Target met</li> </ul>	
Leaders keep abreast of current and future education requirements, priorities and initiatives	<ul style="list-style-type: none"> <li>Strategies in place</li> </ul>	<ul style="list-style-type: none"> <li>Target met</li> </ul>	
Department of Education and outside agency deadlines and requirements are met.	<ul style="list-style-type: none"> <li>Strategies in place to monitor adherence to deadline</li> </ul>	<ul style="list-style-type: none"> <li>Target met</li> </ul>	

# Priority 2 - Effective leadership, teaching and support services

**High Performance: Opportunities to achieve success**  
**High Care: A safe, supportive and inclusive College**

## Staff wellbeing and support

Target	Current data	Progress	Recommendations 2021
<i>Positive trends seen in staff surveys around staff wellbeing and culturally inclusive practises</i>	<ul style="list-style-type: none"> <li>96% of staff feel that the College caters well-being</li> </ul>	<ul style="list-style-type: none"> <li>Target met</li> </ul>	<ul style="list-style-type: none"> <li>Continue to induct new staff and provide professional learning opportunities to support induction.</li> </ul>
<i>Middle leaders equipped to provide wellbeing support for staff in their learning area</i>	<ul style="list-style-type: none"> <li>86% of staff feel that they effectively manage their well-being</li> <li>96% of staff feel that they are valued by their colleagues</li> <li>Opportunities for health and wellbeing activities embedded in Professional Learning Calendar.</li> </ul>	<ul style="list-style-type: none"> <li>Target met</li> </ul>	
<i>Increased staff participation in College and community events</i>	<ul style="list-style-type: none"> <li>Opportunities for health and wellbeing activities embedded in Professional Learning Calendar.</li> </ul>	<ul style="list-style-type: none"> <li>Target met</li> </ul>	
<i>Staff have access to support and professional learning activities that are linked to their performance improvement</i>	<ul style="list-style-type: none"> <li>Professional development approvals are directly linked to performance improvement and College priorities.</li> </ul>	<ul style="list-style-type: none"> <li>Target met</li> </ul>	
<i>Graduate and new staff to the College are appropriately inducted</i>	<ul style="list-style-type: none"> <li>Induction programs established</li> </ul>	<ul style="list-style-type: none"> <li>Target met</li> </ul>	

# Priority 3 - Strengthening our organisation

## Improving the College and partnerships with caregivers and the community to enhance student learning outcomes, opportunities and success.

### Performance Improvement

Target	Current data	Progress	Recommendations 2021
Implement new revised child protection policy and Cultural Standards Framework	<ul style="list-style-type: none"> <li>Staff have completed relevant professional learning</li> </ul>	<ul style="list-style-type: none"> <li>Working towards</li> </ul>	<ul style="list-style-type: none"> <li>Further develop and implement Aboriginal Cultural Standards Framework strategies.</li> <li>Continue to monitor the effectiveness of the one school model and make changes where necessary.</li> </ul>
Implement online testing for NAPLAN and OLNA	<ul style="list-style-type: none"> <li>NAPLAN cancelled in 2020 due to COVID-19</li> <li>NAPLAN and OLNA testing online</li> </ul>	<ul style="list-style-type: none"> <li>Target met 2018</li> </ul>	
A comprehensive plan for moving towards an efficient "one school" model	<ul style="list-style-type: none"> <li>One school model implemented</li> </ul>	<ul style="list-style-type: none"> <li>Target met</li> </ul>	
Strengthen collaboration across the College between learning areas	<ul style="list-style-type: none"> <li>Learning areas now based together in faculty groups</li> </ul>	<ul style="list-style-type: none"> <li>Target met</li> </ul>	
Further develop plans so all learning areas are encompassing Year 7-12 strategies	<ul style="list-style-type: none"> <li>Learning area plans encompass years 7-12</li> </ul>	<ul style="list-style-type: none"> <li>Target met</li> </ul>	
In line with the previous Performance Arts Theatre feasibility study, investigate additional funding to increase and optimize the \$5 million Performing Arts Centre funding allocation in relation to College and Community needs.	<ul style="list-style-type: none"> <li>Investigations conducted 2018</li> </ul>	<ul style="list-style-type: none"> <li>Target met 2018</li> </ul>	



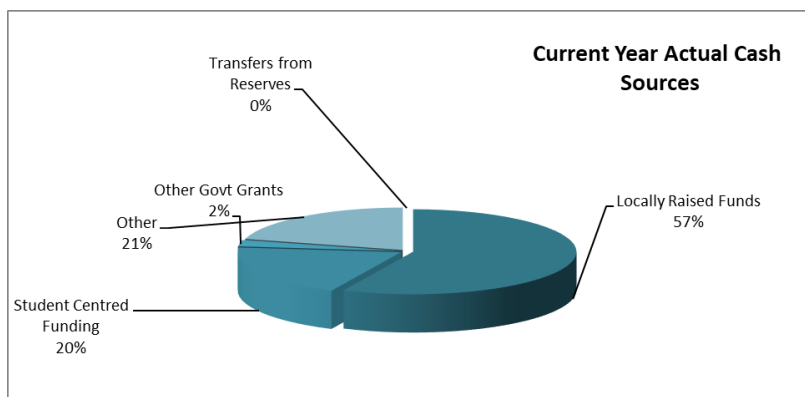
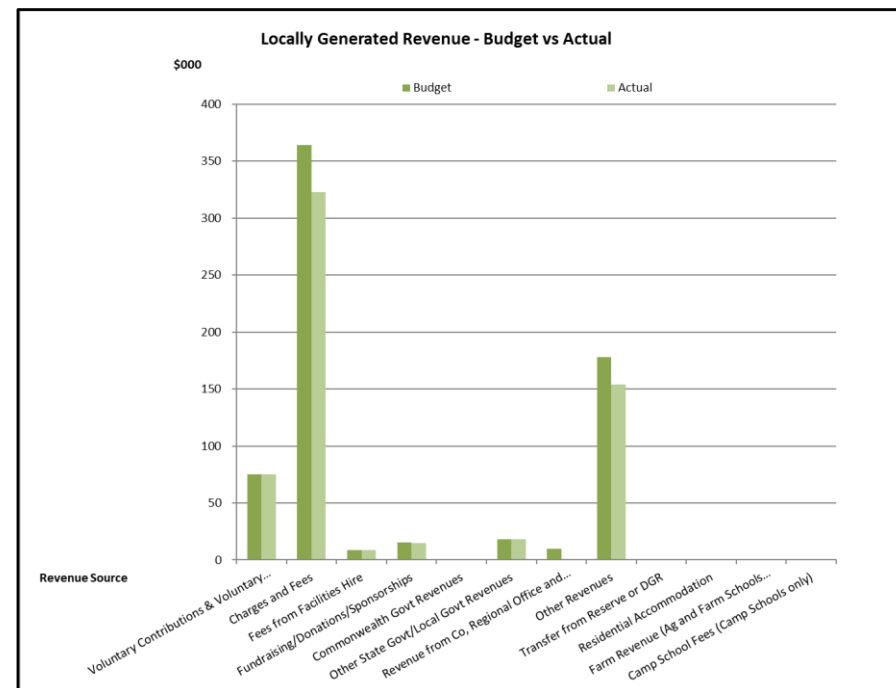
# Priority 3 - Strengthening our organisation

## Improving the College and partnerships with caregivers and the community to enhance student learning outcomes, opportunities and success.

Caregivers			
Target	Current data	Progress	Recommendations 2021
Increase communication and collaboration with parents/caregivers	<ul style="list-style-type: none"><li>67% of parents/caregivers use SEQTA 'Direqt' messaging to communicate with staff</li></ul>	<ul style="list-style-type: none"><li>Making significant progress</li><li>33% in 2018</li></ul>	<ul style="list-style-type: none"><li>Continue to explore a social media presence</li><li>SEQTA to be utilised by all teaching staff for learning management and curriculum access.</li></ul>
Parents/caregivers have greater access to student achievement, attendance and curriculum information	<ul style="list-style-type: none"><li>98% of parents/caregivers use SEQTA Engage at least weekly</li><li>Curriculum, assessment and pastoral care information available to parents through SEQTA</li></ul>	<ul style="list-style-type: none"><li>Target met</li></ul>	
Community			
Target	Current data	Progress	Recommendations 2021
Increase collaboration with external agencies and community organisations	<ul style="list-style-type: none"><li>Maintained effective communication with external agencies and community organisations</li></ul>	<ul style="list-style-type: none"><li>Target met</li></ul>	<ul style="list-style-type: none"><li>Continue collaboration with local intake primary schools, external agencies and community organisations.</li></ul>
Increase collaboration with local primary schools	<ul style="list-style-type: none"><li>Continued to collaborate with the Ballandjarra network via maths and science networks.</li><li>Maths network professional development hosted by BCC.</li></ul>	<ul style="list-style-type: none"><li>Target met 2018</li></ul>	

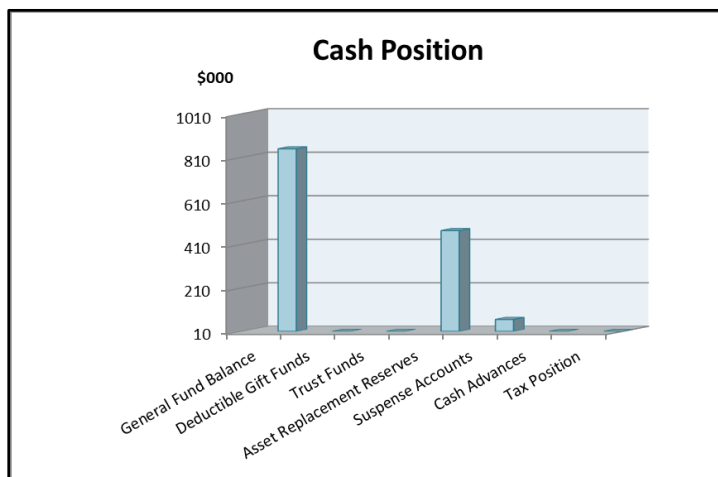
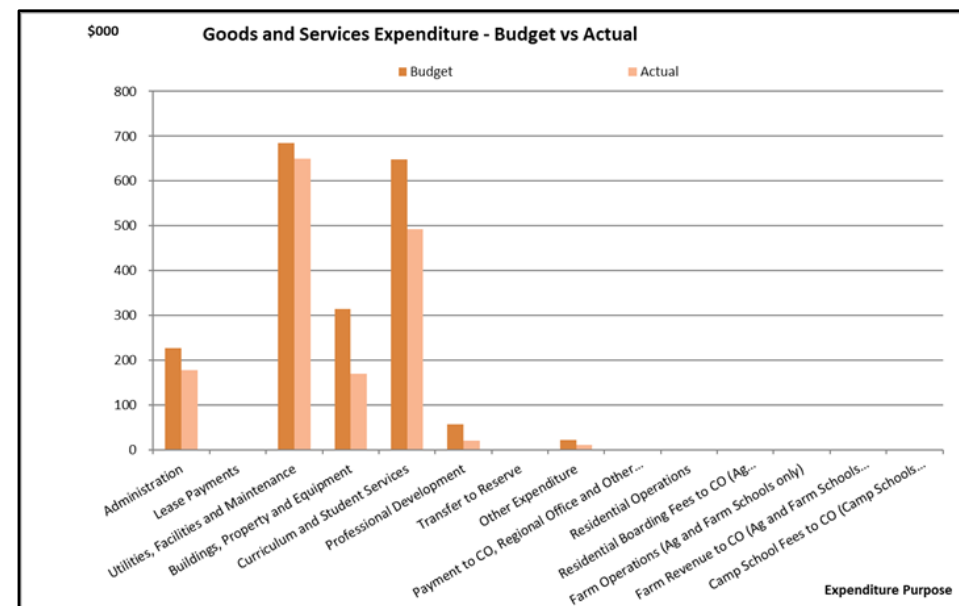
# Financial Summary

	Revenue - Cash & Salary Allocation	Budget	Actual
1	Voluntary Contributions & Voluntary Approved Requests	\$ 75,263.36	\$ 75,263.36
2	Charges and Fees	\$ 364,037.13	\$ 322,964.23
3	Fees from Facilities Hire	\$ 8,384.62	\$ 8,384.62
4	Fundraising/Donations/Sponsorships	\$ 15,172.37	\$ 15,022.37
5	Commonwealth Govt Revenues	\$ -	\$ -
6	Other State Govt/Local Govt Revenues	\$ 18,117.00	\$ 18,117.00
7	Revenue from Co, Regional Office and Other Schools	\$ 10,000.00	\$ -
8	Other Revenues	\$ 177,782.95	\$ 153,880.95
9	Transfer from Reserve or DGR	\$ -	\$ -
10	Residential Accommodation	\$ -	\$ -
11	Farm Revenue (Ag and Farm Schools only)	\$ -	\$ -
12	Camp School Fees (Camp Schools only)	\$ -	\$ -
	<b>Total Locally Raised Funds</b>	<b>\$ 668,757.43</b>	<b>\$ 593,632.53</b>
	<b>Opening Balance</b>	<b>\$ 1,455,738.36</b>	<b>\$ 1,455,738.36</b>
	<b>Student Centred Funding Cash</b>	<b>\$ 143,268.00</b>	<b>\$ 146,268.00</b>
	<b>Total Cash Funds Available</b>	<b>\$ 2,267,763.79</b>	<b>\$ 2,195,638.89</b>
	<b>Total Salary Allocation</b>	<b>\$ 14,687,876.00</b>	<b>\$ 14,687,876.00</b>
	<b>Total Funds Available</b>	<b>\$ 16,955,639.79</b>	<b>\$ 16,883,514.89</b>



# Financial Summary

Expenditure - Cash and Salary		Budget	Actual
1	Administration	\$ 227,320.73	\$ 177,481.24
2	Lease Payments		
3	Utilities, Facilities and Maintenance	\$ 685,009.27	\$ 650,382.47
4	Buildings, Property and Equipment	\$ 314,637.13	\$ 170,035.89
5	Curriculum and Student Services	\$ 647,880.88	\$ 492,394.18
6	Professional Development	\$ 55,968.00	\$ 19,710.33
7	Transfer to Reserve	\$ -	\$ -
8	Other Expenditure	\$ 21,441.38	\$ 9,725.77
9	Payment to CO, Regional Office and Other Schools	\$ -	\$ -
10	Residential Operations	\$ -	\$ -
11	Residential Boarding Fees to CO (Ag Colleges only)	\$ -	\$ -
12	Farm Operations (Ag and Farm Schools only)	\$ -	\$ -
13	Farm Revenue to CO (Ag and Farm Schools only)	\$ -	\$ -
14	Camp School Fees to CO (Camp Schools only)	\$ -	\$ -
<b>Total Goods and Services Expenditure</b>		<b>\$ 1,952,257.39</b>	<b>\$ 1,519,729.88</b>
<b>Total Forecast Salary Expenditure</b>		<b>\$ 13,934,422.00</b>	<b>\$ 13,934,422.00</b>
<b>Total Expenditure</b>		<b>\$ 15,886,679.39</b>	<b>\$ 15,454,151.88</b>
<b>Cash Budget Variance</b>		<b>\$ 315,506.40</b>	



Cash Position as at:		31-Dec-20
<b>Bank Balance</b>	\$	<b>1,383,955.54</b>
Made up of:		
1 General Fund Balance	\$	848,869.71
2 Deductible Gift Funds	\$	-
3 Trust Funds	\$	-
4 Asset Replacement Reserves	\$	473,274.84
5 Suspense Accounts	\$	65,006.84
6 Cash Advances	\$	(926.85)
7 Tax Position	\$	(2,269.00)
<b>Total Bank Balance</b>	<b>\$</b>	<b>1,383,955.54</b>



# Ballajura Community College Graduation 2020



*Creating the future together*

Respect • Equity • Achievement • Care • Health

Ballajura Community College  
Illawarra Crescent South  
Ballajura WA 6066  
9262 7777