

Ballajura Community College

# Annual Report 2015



Compassion Integrity Respect Inspiration Enterprise Achievement

# Key Achievements 2015



Four students accepted into Medicine, one into Dentistry and one into Law.



Computer Science & Applied Information Technology both noted by SCSA as courses that performed highest in the State.

Amy McGuire awarded the Graham (Polly) Farmer All Rounder Award at the Follow the Dream Mt. Lawley Outreach Program Awards Night.

Lara Schmidt was the worthy recipient of the Fleetwest Scholarship.

Samantha Dixon-South, Yr 12 Geography student selected in the four person Australian team for the World Geography Olympiad in Russia where she was individually awarded a silver medal and finished 7th in the world in the field work component.

Grace Wilkerson, Yr 12 History student, selected as a member of the Premier's Centenary ANZAC tour to Gallipoli in April.

Christina Gorevski, Yr 12 Politics and Law student attended the National Constitutional Convention in Canberra in March. Thomas Ballam, Yr 11 Politics and Law student, selected to attend the 2016 National Constitutional Convention in Canberra.

Stephanie Highland and Blake Hamer-Mathew, both Yr 11 Economics students, finished as the top team in WA and 9<sup>th</sup> team in Australasia (16,000 teams) in the Australian Stock Market Game run by the Australian Stock Exchange.

Shanae Cole, Yr 11 Politics and Law student, selected to be a representative in the YMCA Youth Parliament.

Lachlan Wood and Aaron Kent, selected to attend University of Sydney Computer Science Camp.

Year 12 student Kevin Dang selected to exhibit in Metamorphosis exhibition.



National Art for Art's Sake competition, first prize to Yr 12 Lula Elmi and second prize to Yr 12 Tina Lowther. Year 8 student Olivia Clark tied with two other students for third prize. Yr 7 Debbie Pham shortlisted for exhibition.

Rosemary Clements Yr 10 participated in United Nations Youth Forum.

James Fazio Yr 10, 2015 State Wide Youth Parliament delegate.

Year 10 students Jelena Dedovic, James Fazio and Kimberly Armstrong selected to participate in National Young Leaders' Day.

Year 10 students Fraser Spragg, Lukasz Nowak and Matthew Beaven received merit certificates in the prestigious National Asia Wise Challenge.

University of Sydney Python Programming 5 week challenge - 8 perfect scores at Basic level; 4 perfect scores at Intermediate level.

# Introduction



## WELCOME

As the Principal of Ballajura Community College I am proud to present to the Ballajura Board and the community the 2015 Annual Report.

Cheryl Townsend  
Principal

## CONTEXT

Ballajura Community College (BCC) is one of the largest providers of the Western Australian Certificate of Education (WACE) courses in the North East Metropolitan Region. Our College provides a high quality educational experience for all of our students and has remained committed to providing a range of flexible programs that cater for all student interests, needs and abilities.

Our College's flexibility in curriculum provision, our vibrant engaging environment, and our focus on learning and teaching, provide our students with the opportunity to achieve excellent educational outcomes and the skills to move into further education and training or directly into the workforce.

A Department of Education endorsed specialist program for Advanced Curriculum Enrichment (ACE) operates through Years 7 to 10 where students are able to undertake extension programs in Mathematics, English, Science and Humanities and Social Sciences (HASS). This provides a solid foundation for students entering our highly successful University pathway.

As a Registered Training Organisation (RTO) the College provides a range of certificate courses for students that complement their WACE courses of study. Demand for these courses continues to grow with many students graduating with a Vocational Education and Training (VET) Certificate qualification as part of their WACE graduation. We provide an alternative program pathway, ACCESS, which has demonstrated outstanding success in engaging young people in education.

The Education Support program also provides opportunities, activities and facilities for students with special needs to master skills that will make them successful members of society. As an Independent Public School (IPS) we recognise that progress towards targets concerning attainment, retention, attendance, WACE graduation and VET outcomes will continually need to be met and, wherever possible, exceeded.

Ballajura Community College is culturally diverse with over sixty nationalities found within the whole learning community. It is an accredited International Fee Paying School. This diversity adds to the richness and the quality of the educational experience for all students. Our College provides an extra-curricular program with strong sporting, cultural, artistic, public speaking and leadership opportunities that continues to flourish and complement the more formal learning experienced by our students.

The Ballajura Community College's strategic plan was written to ensure that our students continue to be successful and to maximise their future study options and career opportunities. The College is currently reviewing this plan on the path to creating a new Business Plan for 2017 to 2020. The Department of Education Services (DES) reviewers have been in the College assessing how well the College has performed against the targets in the last Strategic Plan 2013 - 2016 and the Delivery and Performance Agreement (DPA) with the Department of Education (DoE). We look forward to sharing the review with the Ballajura Community when it is published and wish to take the feedback from this review into consideration when creating our new Business Plan.

## OUR MISSION

To create a vibrant learning community where high standards of excellence in learning and teaching are expected and celebrated and where all students feel valued and affirmed.

## OUR VISION

To create the future together.

## OUR CORE VALUES

**At Ballajura Community College we are committed to our core values and believe they should be consistently applied by the College community in all day to day operations and activities. Our Mission and Vision are underpinned by the values of:**

- Compassion
- Integrity
- Respect
- Inspiration
- Enterprise
- Achievement

## OUR PRIORITIES

- Success for all students
- High Quality teaching
- Future focussed leadership
- A safe, supportive and Inclusive College

In 2015 Ballajura Community College progressed further as a Positive Behaviour Support (PBS) School and introduced the REACH Matrix, incorporating into College life:

- Respect
- Equity
- Achievement
- Caring
- Healthy lifestyle

The last third of the staff were trained in Classroom Management Strategies (CMS) to support this initiative.

In the following pages you will see the progress the College has made in 2015 to meet our strategic plan's targets, along with the many outstanding achievements by students and staff. As staff analyse and reflect on the 2015 data, recommendations made for 2016 will assist us in creating the new College Business Plan.



# College Priorities



## Priority 1 – Success for all Students

### Improvement Targets and Key Whole School Strategies (over 3 years)

#### Promoting Student Achievement

Maintain Graduation rates (100%) and raise Attainment rates (ATAR over 55% or Cert II completion) from 39% to 90%.

All students will be enrolled in an appropriate pathway that meets their individual needs.

Evaluate and review current moderation processes across the College and implement effective practices and processes.

Consistent improvement in achievement through Years 7 to 10 in preparation for Years 11 and 12 as judged against the student grade summary data.

Develop the professional ability of staff to deliver all appropriate courses and curriculum.

Learning Area Plans to reflect WACE 2016 directives.

All staff effectively use student achievement evidence to inform teaching and learning.

Establish collective accountability for obtaining and using data to plan for improvement.

Provide and maximise the use of facilities to enhance student achievement e.g. Trade Training Centre, Restaurant, Performing Arts Theatre.

Fully implement Australian Curriculum Phase 1 subjects by 2015.

#### Improving Standards in Literacy and Numeracy

All staff effectively use student achievement evidence to inform teaching and learning.

Establish positive trends in NAPLAN (Year 7 to 9 cohort) moving towards higher progress and achievement when compared to WA public schools

Construct and implement a whole school literacy and numeracy plan.

Increase the number of students in NAPLAN bands 9 and 10 by 5-10% in Year 9 reading, writing and numeracy.

Embed literacy and numeracy in all curriculum areas.

Use data to inform and create teaching and learning programs to cater for all students' needs.

Increase the number of students above national minimum standards in Year 9 NAPLAN for reading, writing and numeracy by 5-10%.

Develop, implement and review case management plans for students at or below national minimum standard for reading, writing and numeracy.

#### Preparing students for full participation in the workforce and society

Establish processes that support and inform students to access appropriate and successful academic and vocational pathways from Year 7 to post-schooling.

Provide quality student and parent information sessions.

Implement counselling processes across the College that support career development at key transition points.

Reduce the number of students that change courses following the start of the academic year by 5-10%.

Provide all staff with the knowledge and understanding of pathways and post compulsory options.

Monitor and evaluate exit information for post-schooling pathways.

## Priority 2 – High Quality Teaching

### Improvement Targets and Key Whole School Strategies (over 3 years)

#### Developing a culture of high expectations and high quality teaching through performance improvement

Link performance improvement and Learning Area plans to the College Strategic Plan.

Develop an effective performance management process that reflects AITSL standards, DoE guidelines and College plan.

Develop processes for discussions on evidence based pedagogies during team time that support student learning.

All staff have a set of documented and reviewed goals related to performance and development.

Establish a Professional Development Committee to plan and source appropriate professional learning in line with College plan.

All teachers will be supported in working toward their performance improvement goals, including access to high quality professional learning.

Strengthen collaboration across the College and between Learning Areas.

Curriculum leaders work collaboratively within the Senior Leadership group and in their teams to develop high quality teaching and a seamless curriculum.

#### Integration of Education Technologies in the Classroom

Maintain appropriate level of ICT resources and staffing within the college.

IT committee to develop and lead future planning for ICT at the College.

Development of IT Infrastructure Strategic Plan aligned with College resources.

Increase the number of instructional ICT strategies to improve learning.

Build capacity of teachers and students in the use of ICT to support curriculum through professional learning.

#### KEY

Improvement Targets in Working Progress

Key Whole School Strategies in Working Progress

Improvement Targets Achieved

Key Whole School Strategies Achieved



## Priority 3 – Future Focussed Leadership

## Priority 4 – A Safe, Supportive and Inclusive College

### Improvement Targets and Key Whole School Strategies (over 3 years)

#### Responding to organisational change

Recognise and respond appropriately to system changes.	Maintaining active membership and leadership in professional associations.	Engage with outside agencies to support leadership strategies.
Improve communication links across the College.	Improve systems and processes to facilitate communication and feedback on future initiatives and trends.	

#### Sustained distributed leadership at all levels

Develop Executive to effectively lead change.	Continual review of Executive structures and roles to develop capacity and ensure succession planning.	Clear and transparent decision making processes within the College
Build the capacity of the Senior Leadership group to become future focussed.	Provide professional learning to aspiring leaders that links to their performance improvement.	Use Learning Area Plans to lead improvement and change at a learning area level.
Develop the concept of leadership and improve teacher leadership.		
Develop curriculum leadership to effectively implement the Australian Curriculum.		

#### Responding to Community needs and expectations

Identify and respond to the needs of our Community.	Develop a working party and feasibility study for a Performing Arts Theatre at the College.	Improve communication between the College and the Community.
	Provide relevant information sessions and resources to support our Community's needs.	

#### KEY

<b>Improvement Targets in Working Progress</b>	<b>Key Whole School Strategies in Working Progress</b>
<b>Improvement Targets Achieved</b>	<b>Key Whole School Strategies Achieved</b>

### Improvement Targets and Key Whole School Strategies (over 3 years)

#### Student Well Being

Maintain attendance target levels above state average.	Consolidate current practices and processes for improving attendance.	Investigate and plan for implementation of a whole school positive behaviour support program.
Positive trends seen in student, parent and staff survey data concerning the behaviour of students.	Review and establish consistent behaviour management policies and practices across the College.	Establish a CARE Team to support students and staff in critical incidents.
Establish baseline student services data to inform target setting for 2014-2015.	Review and update policies to reflect social and community trends.	Investigate strategies to further develop student leadership.
Maintain student recognition programs.	Develop and implement a range of programs to address the issues of cyber-bullying and social networking.	Develop activities to engage students during recess, lunch and after school.
Positive trends seen in student, parent and staff survey data concerning communication between parents and the College regarding student wellbeing.		
Decrease the incidence of explained absences.		

#### Staff Well Being

Positive trends seen in staff survey data concerning staff morale.	Develop consultative processes within the College to enhance staff involvement and ownership of College initiatives.	Improve communication practices within the College.
Increase staff participation in College and community activities and events.		Create a Workforce Development plan to meet the future needs of staff and the College.

#### Physical Environment

Positive trends seen in student, parent and staff survey data concerning the physical environment of the College.	Classrooms to be welcoming, stimulating and engaging learning environments.	Continue facilities maintenance and upgrade programs.
Building and facilities are maintained and/or improved to meet the current and future needs of students and staff.	Implement strategies to keep the College grounds well presented.	Enhance the College learning environment by showcasing student achievements.

# Enhancing Student Learning

## Academic

- ANZAC Tour Competition
- ASDAN Preparatory Award Programs
- ASPIRE UWA Programs
- Australian Maritime College Presentation
- Australian Mathematics Competition:
  - Year 7 – 9 1 High Distinction  
16 Distinctions  
57 Credits
  - Year 10-12 4 High Distinction  
6 Distinctions  
10 Credits
- Australian Stock Exchange National Competition
- Bstreetsmart Road Safety Excursion
- Beyond Beaker “Science Careers” Incursion by Scitech
- Beauty Therapy excursion to West Coast Institute of Training
- Careers Week events including Expo and Parent Information Evening
- Community Services excursions to Kidsafe at PMH, Kings Park and Australian Institute of Workplace Training
- Curtin University AHEAD school programs
- Curtin University English and Literature Lectures
- School Pathways Program - Science, Technology, Engineering & Mathematics
- Design An Advertisement - Newspapers in Education
- Elevate Study Skills program Years 7-12 and Parent Information Evenings
- Essay writing workshops
- Extended Reading Program
- Extra-Curricular Subject Tutoring
- Follow the Dream ECU
- Geography Excursions – Perth City, Murdoch University, Kings Park, Alcoa and Museum exhibit
- Girls in Engineering programme with Rio Tinto and UWA , Years 7-10
- Image Power Social Skills Program
- Interview 2 Impress excursion at BankWest
- Just Start IT programme
- Masterclass Program
- Mentoring program for ‘students at risk’
- Metamorphosis Exhibition
- National Geography Competition
- Optus careers in technology excursion
- Parliament House, Francis Burt Law Centre Excursions
- Physics and Maths Specialist (Gingin Observatory and Gravity Discovery Centre) Camp
- Poetry in Action workshops
- Reading the Sky Voice of Youth Competition
- Rio Tinto Big Science Competition - Year 10 - above national average
- Science Week Activities - Summer engineering school and National Youth Science Forum
- Serial Literacy Competition
- Simpson Prize Competition
- Sir Charles Court Leadership Program
- Speed Careering Workshops
- Stress Management Program
- Tim Winton Young Writers’ Competition
- UMAT Preparation and Mentoring challenge

## Academic

- University of Sydney Python Programming 5 week challenge
- University of Sydney Computer Science Summer Camp
- UWA Metro Camp – Year 11
- Tournament Of Minds – Year 7-9 Advanced Curriculum Enrichment
- Year 10 Science After School
- Young Originals Exhibition (successful entries for 15 consecutive years)
- YourTutor programme Years 7-12
- Youth Out Loud Speaking Competition
- Reading the Sky Voice of Youth Competition



## Cultural

- ABODA Music Festival
- “Breakfast in the House” – Education Support House
- “Carnevale” & “Italian Week”
- Children’s Book Week
- Choirfest
- Classical Guitar Festival
- Community Links with Midland Joblink, TAFE, Energy O2
- Community Links with Whiteman Park
- Contemporary Music Festival
- Dance Concert at RNDM Performing Arts Centre
- Dance Troupes
- Harmony Week Activities
- Italian Cultural Tour to San Salvo, Italy
- Mental Health Day
- Music Camp
- Music Concerts – Mid Year
- Music links with RSL/Rotary
- Music in the Park
- Performing Arts Recital Night
- Perth Museum – D&T Project
- Primary School Music Tour



## Cultural

- River Cruises Years 9-12
- Year 10 Dinner Dance
- Year 11 Semi Formal
- Year 12 Ball
- Year 12 Awards Ceremony
- Shakespeare Festival
- State Theatre Excursions
- Talent Quest
- United Nations Youth Forum
- Visual and Performing Arts Exhibition
- Wall of Fame
- YMCA Parliament & WA Youth Parliament
- Vocal Music Festival
- Year 10 Francis Burt Leadership Day
- Year 10 Halogen Youth Leadership
- YOHfest







# Enhancing Student Learning

## Sporting

- 4 x Outdoor Education Camps
- Carnivals – Lightning, swimming, athletics
- Champions' Lunch / guest speakers
- Coaching, Certificate Courses
- Footy Colours Day
- Futsal Fever Cup
- Keys for Life
- Lunch/recess activities
- Olympiad
- School Sport WA Competitions
- Sports leaders
- WADS Multi Ability Sports Day
- WAIS, Be Smart Excursion
- Work Experience



## Service

- 5000 Meals Project
- ANZAC Service
- Police Rangers links with RSL and Rotary
- Police Rangers Open Day – WA Police Academy
- Remembrance Day Service
- School Volunteers Program – Literacy Support
- Singapore Cadet Unit visit
- Student Council 10, 11 & 12
- Volunteers' Christmas Dinner
- Yearbook Editors
- Year 9 Custodians of the Peace Park
- Year 10 & 11 students link with Alexander Aged Care Centre
- Year 10-12 Amnesty Club



# Senior School

## KEY ACHIEVEMENTS 2015

### Dux

Samantha Dixon-South

### Top VET student

Kane Siu

### Certificates of Commendation

Samantha Dixon-South

Lisa Lieu

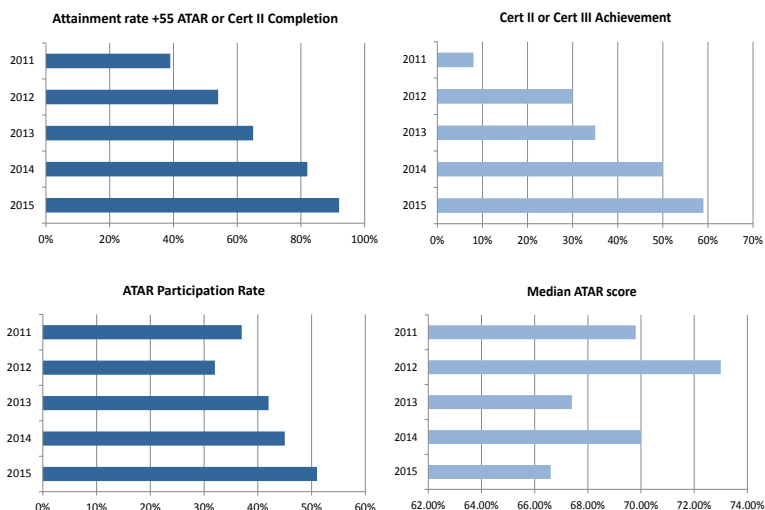
Tiffany McInnes

## SUMMARY

- In 2015, 228 students were eligible for the Western Australian Certificate of Education (WACE), 96% received their certificate.
- The Attainment rate increased to 92% now above the state average.
- 51% of our students (117) completed 4 ATAR subjects or more making them eligible for direct university entry. This was the largest number in the history of the College.
- The median ATAR dropped to 66.6 from 70 in 2014.
- Four students from the 2015 cohort are enrolled in Medicine and one in Dentistry at UWA.
- 49% of our students (111) completed a non university pathway and found themselves at training institutions, in traineeships, apprenticeships and employment.
- 135 students completed a certificate II or III often linked to their career pathway.
- Improved OLN success with many more students reaching the reading, writing and numeracy requirement for their WACE.
- Maintenance of strong attendance rates in Year 10, 11 & 12 with improved processes to support students who are at extreme risk.

## RECOMMENDATIONS 2016

- Embrace the key elements of the Department of Education's new strategic plan **High performance - High care**
- Develop a **7 - 12 plan** to support students achieve the WA Certificate of Education upon completion of their studies at BCC.
- Ensure the literacy and numeracy standards of students are met, across the whole school, to reach the WACE benchmarks.
- Support all staff to use achievement data to develop individualised teaching and learning programs ensuring success for all.
- Promote the differentiation of curriculum delivery to ensure the individual needs of students are met.
- Support the implementation of the new WA curriculum ensuring all DoE timelines are met and give PD opportunities to develop curriculum and formalise assessments.
- Continue to develop a High-care senior campus to support maximum attendance and ensure a safe environment for all.
- Ensure all stakeholders have increased input into our new Business Plan.



Subjects with highest performing students in the state.

- Applied Information Technology
- Computer Science

# Middle School

## KEY ACHIEVEMENTS 2015

### Middle School

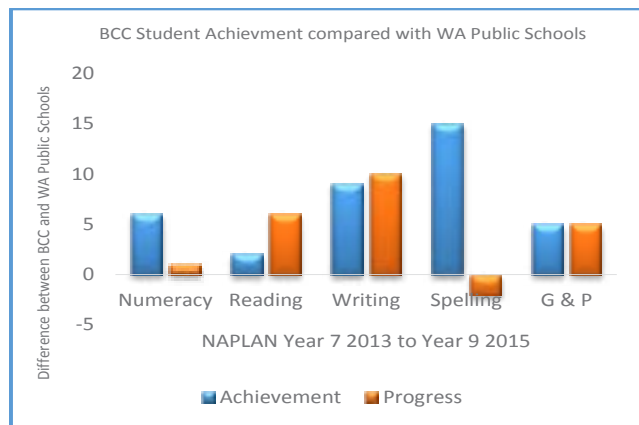


Fig 1.

#### KEY ACHIEVEMENTS 2015

- All phase One Australian Curriculum content areas taught, assessed and reported on as prescribed by the Western Australian Curriculum and Assessment Outline.
- A commencement on the emphasis on STEM (science, technology, engineering and mathematics) working with local intake primary schools in the areas of science and mathematics.
- Identification and monitoring processes developed to support students below national minimum standard in NAPLAN.
- Improved processes in supporting parents of students in the severe non-attendance category (1.8%)
- Focus on PBS and CMS strategies to improve student behaviour and engagement.
- Introduction of a weekly homework class with regular attendance of 60 – 80 students
- Implementation of an online student recognition system to promote student engagement (VIVO).
- Implementation of moderation activities to strengthen collaboration of staff across the college.
- Improved processes to address student needs through streamlining monitoring and tracking of the Advanced Curriculum Enrichment program (ACE).
- Strengthened year 9 peer mentor program, linking mentors with year 7 student.
- Showcasing LINKS student achievements with the introduction of a parent open evening.

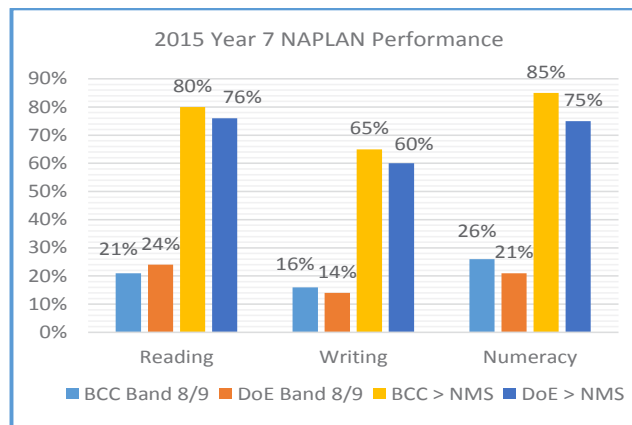


Fig 2.

- A focus on Pastoral care through the Breakfast club, reward days, river cruise, Olympiad and creating a caring environment supporting student well-being.
- Culturally responsive College through participation in NAIDOC week celebrations, follow the dream and communicating effectively and sensitively with students and families from different cultures.

#### NAPLAN PERFORMANCE 2015

- Higher achievement than WA Public schools across all year 9 NAPLAN tests. Higher progress than WA Public schools across all year 9 NAPLAN tests apart from spelling (slightly lower). See Fig 1.
- Proportion of Year 7 and Year 9 students above National Minimum Standard (> NMS) consistently at or above WA Public schools (DoE) on reading writing and numeracy tests. See Fig 2 and 3.
- Proportion of students in the top two bands (Band 8/9) of NAPLAN above WA Public schools for Year 7 Numeracy and Writing. See Fig 2.

#### RECOMMENDATIONS 2016

- Implement case management processes for students at and below national minimum NAPLAN standards in reading, writing and numeracy to maximise success in the Online Literacy and Numeracy Assessment administered in senior school.
- Focus on analytical teaching practices incorporating self-reflection, feedback and classroom observation processes.

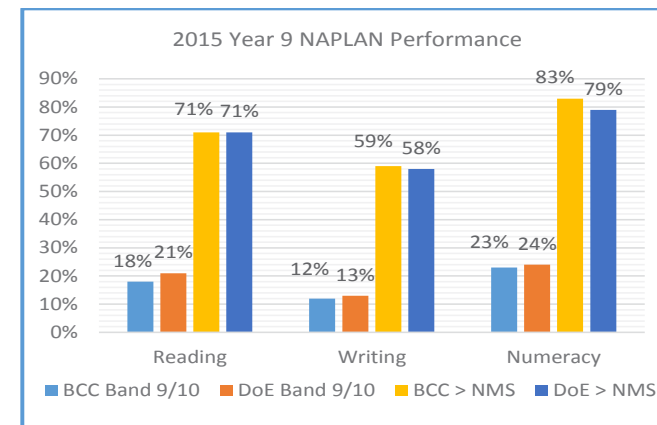
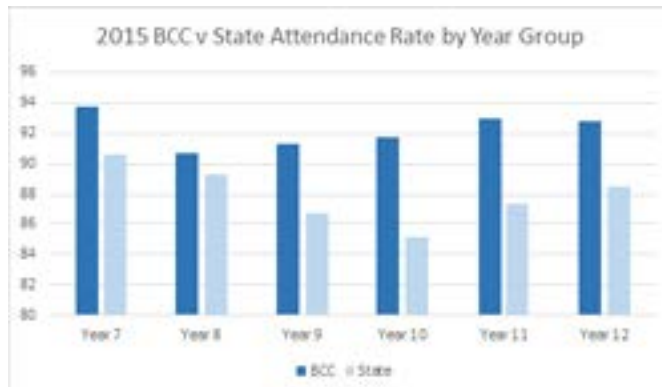
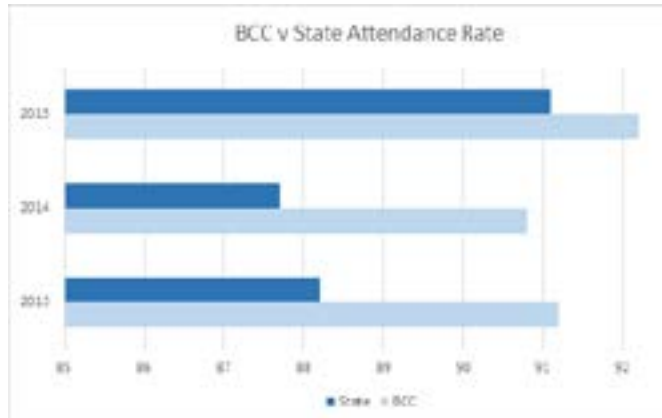


Fig 3.

- Prepare students for possible early commencement of online NAPLAN testing in 2017
- Emphasise further instruction in STEM.
- Provide further opportunities for formal and informal student leadership by building on the peer mentor program and enhancing the student initiatives.
- Maintain focus on high standards of student behaviour.
- Explore evidence based approaches to enhance high quality teaching and learning.
- Explore processes to further engage families in their child's learning.
- Provide targeted instruction to meet individual student learning needs based on the analysis of data.
- Explore further strategies to maximise student health and wellbeing through the introduction of a mental health and wellbeing resource and information centre.
- Investigate a sustainable whole school career development program ensuring successful transitions through and beyond school, leading to improved student ownership of their learning.
- Expand opportunities to increase university aspirations through programs such as Aspire, Race Around Campus, Amazing Peacock mystery
- Embed literacy strategies in teaching and learning programs.
- Progress a whole school numeracy strategy.

# Operations

## SUMMARY



- Our first digital BCC Bulletin went out in Term 4. Our College community can now download the free schoolzine app for future eNewsletters. One of the many advantages of the new format is the translation feature that makes the newsletter easily read by relatives around the world so they can share in reading the wonderful accomplishments of our students.
- The College introduced a new payment system for all extra curricular activities associated with the College. This system Qkr, replaced the envelope payment system. This enhancement has streamlined the payment and consent process with parents just having to download the Qkr app and register their children to make excursion payments.
- The College introduced a new teacher management tool, SEQTA at the end of 2015. SEQTA enables teachers to manage attendance, student welfare, lesson planning, curriculum mapping, marking and academic reporting while engaging parents and students in an interactive supportive environment.
- We continue to update our parent/guardian email database for the emailing of publications such as BCC Bulletin. This is also an effective means of ensuring important information and updates are received by parents.

## RECOMMENDATIONS 2016

- Further enhancements to the College website presence by involving all members of the College community.
- Continue to update our parent/guardian database to ensure effective and relevant communications to parents/guardians.
- Investigate IT infrastructure and internet bandwidth to enhance all web-based programs and to support online NAPLAN and OLNA testing with minimal disruption to student learning.



# Survey

## Method

Student, teacher and parent surveys were conducted in September 2015. Parents and students were randomly selected and all teachers were given the opportunity to complete the survey.

Survey participants were asked to respond to statements using a 5 point rating scale.

Rating	Score
Strongly Agree	5
Agree	4
Neither agree nor disagree	3
Disagree	2
Strongly disagree	1

## SAMPLE SIZE AND RESPONSE RATE

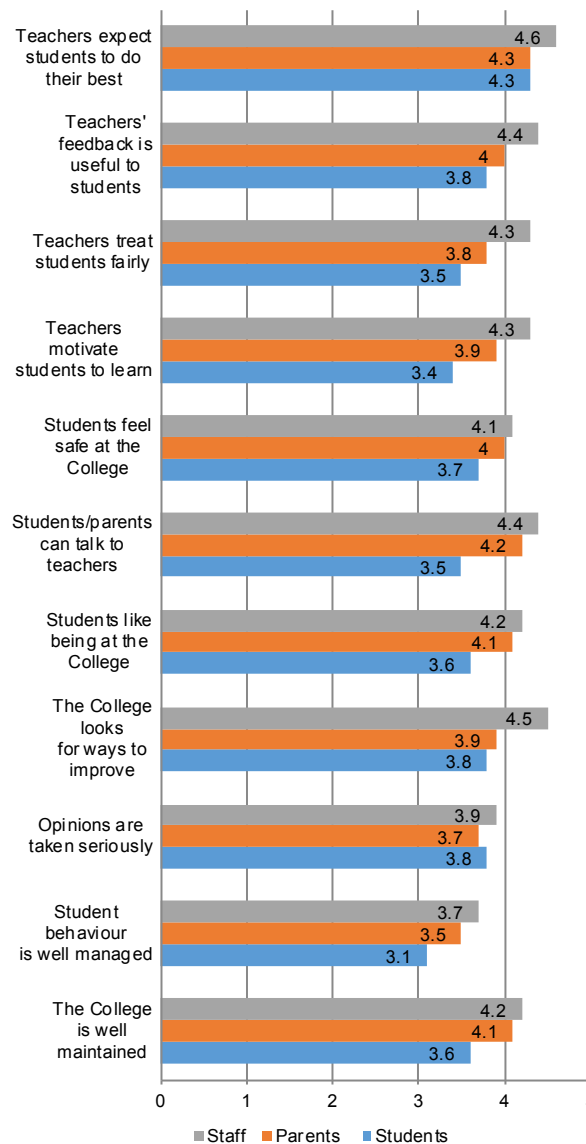
Survey	Survey Size	Response Rate %
Parents	205	19
Staff	103	73
Students	360	100

## Summary

Many of the statements were common across all three survey and can be aligned to three of the four College priorities.

- Success for all students
- High quality teaching
- A safe, supportive and inclusive college

## 2015 Survey Responses



## Analysis

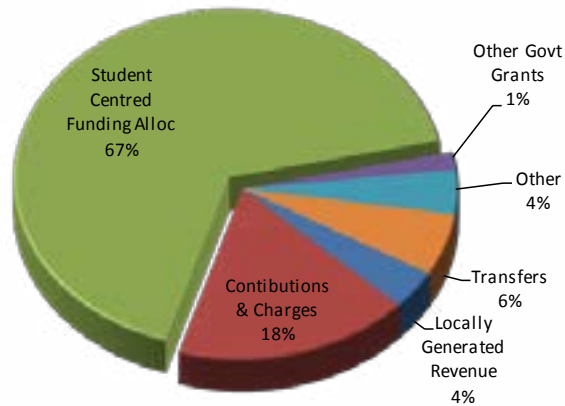
All responses have been shown as an average rating to allow comparison between the three groups. Of particular note are:

1. In general teacher responses were slightly higher than parent responses, which were in turn, slightly higher than student responses.
2. The average rating from all responses for all groups was greater than 3, indicating an overall positive response from all survey groups to all aspects covered by the survey.
3. The top rating response from students, parents and staff indicate that they all consider highly, that teachers expect students to do their best. All groups recorded an average rating greater than 4.
4. Nearly all responses showed an improvement from the previous year.
5. The lowest average rating response from all groups related to the management of student behaviour. However the average response was positive (for all groups) and had improved from 2014. This will remain a focus of the College.

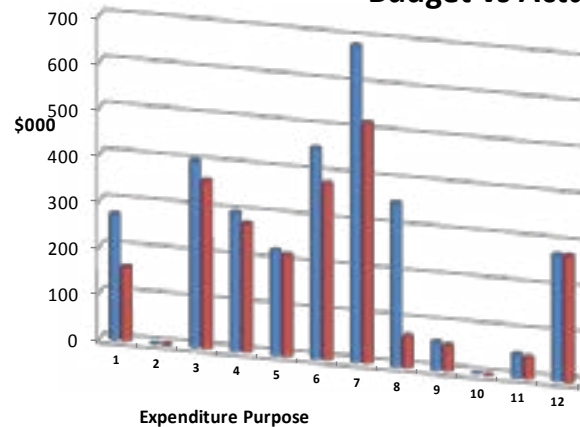
The full set of survey results are available from the College on request.

# Financial Summary

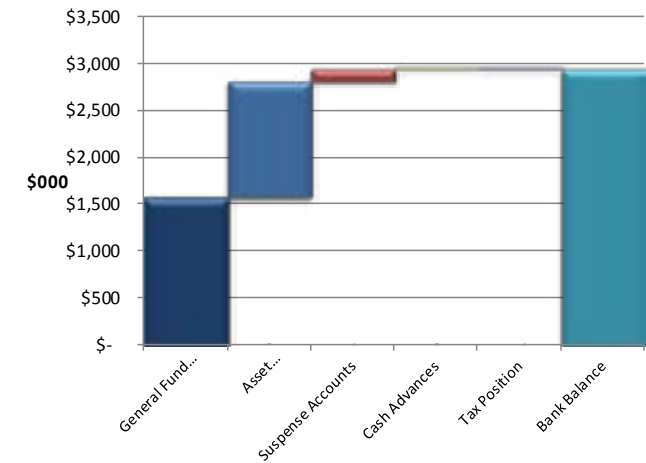
## Current Year Actual Contingencies Revenue Source



## Contingencies Expenditure Budget vs Actual



## Cash Position



Revenue - Cash	Budget	Actual
1 Voluntary Contributions	\$ 95,980	\$ 91,710
2 Charges and Fees	\$ 401,374	\$ 456,049
3 Government Allowances	\$ 90,710	\$ 90,710
4 P&C Contributions	\$ 1,584	\$ 1,584
5 Fundraising/Donations/Sponsorships	\$ 32,388	\$ 33,361
8 Other State Govt Grants	\$ 22,516	\$ 22,516
9 Commonwealth Govt Grants	\$ 29,750	\$ 29,750
10 Trading Activities	\$ 80,573	\$ 80,573
11 Other	\$ 134,012	\$ 131,470
12 Internal Transfers	\$ 182,000	\$ 182,000
<b>Total Locally Raised Funds</b>	<b>\$ 1,070,887</b>	<b>\$ 1,119,724</b>
<b>Opening Balance</b>	<b>\$ 859,665</b>	<b>\$ 859,665</b>
<b>Student Centred Funding Cash</b>	<b>\$ 1,973,368</b>	<b>\$ 1,973,368</b>
<b>Total Cash Funds Available</b>	<b>\$ 3,903,921</b>	<b>\$ 3,952,757</b>
<b>Total Salary Allocation</b>	<b>\$ 14,745,821</b>	<b>\$ 14,745,821</b>
<b>Total Funds Available</b>	<b>\$ 18,649,741</b>	<b>\$ 18,698,578</b>

Expenditure	Budget	Actual
1 Administration	\$ 271,536	\$ 159,966
2 Leases	\$ -	\$ -
3 Utilities	\$ 404,000	\$ 362,966
4 Repairs/Maintenance/Grounds	\$ 300,598	\$ 278,140
5 Building Fabric and Infrastructure	\$ 227,024	\$ 218,874
6 Assets and Resources	\$ 455,206	\$ 381,598
7 Education Services	\$ 686,004	\$ 520,827
8 Other Specific Programs	\$ 352,736	\$ 67,770
9 Trading Activities	\$ 60,157	\$ 55,228
10 Salary Payments to Central Office	\$ -	\$ -
11 Other	\$ 50,452	\$ 46,345
12 Transfers to Reserves	\$ 274,000	\$ 274,000
<b>Total Contingencies Expenditure</b>	<b>\$ 3,081,712</b>	<b>\$ 2,365,713</b>
<b>Total Salary Expenditure</b>	<b>\$ 14,248,959</b>	<b>\$ 14,745,821</b>
<b>Total Expenditure</b>	<b>\$ 17,330,671</b>	<b>\$ 17,111,534</b>

Cash Position as at: 31 December 2015	
<b>Bank Balance</b>	<b>\$ 2,946,712</b>
Made up of:	\$ -
1 General Fund Balance	\$ 1,587,044
2 Deductible Gift Funds	\$ -
3 Trust Funds	\$ -
4 Asset Replacement Reserves	\$ 1,233,408
5 Suspense Accounts	\$ 134,273
6 Cash Advances	-\$ 1,450
7 Tax Position	-\$ 6,563
<b>Total Bank Balance</b>	<b>\$ 2,946,712</b>



Compassion Integrity Respect Inspiration Enterprise Achievement